

# Gender sensitivity of ecosan toilets in Zimbabwe

Presented by Edward Guzha Msc (IWRM)

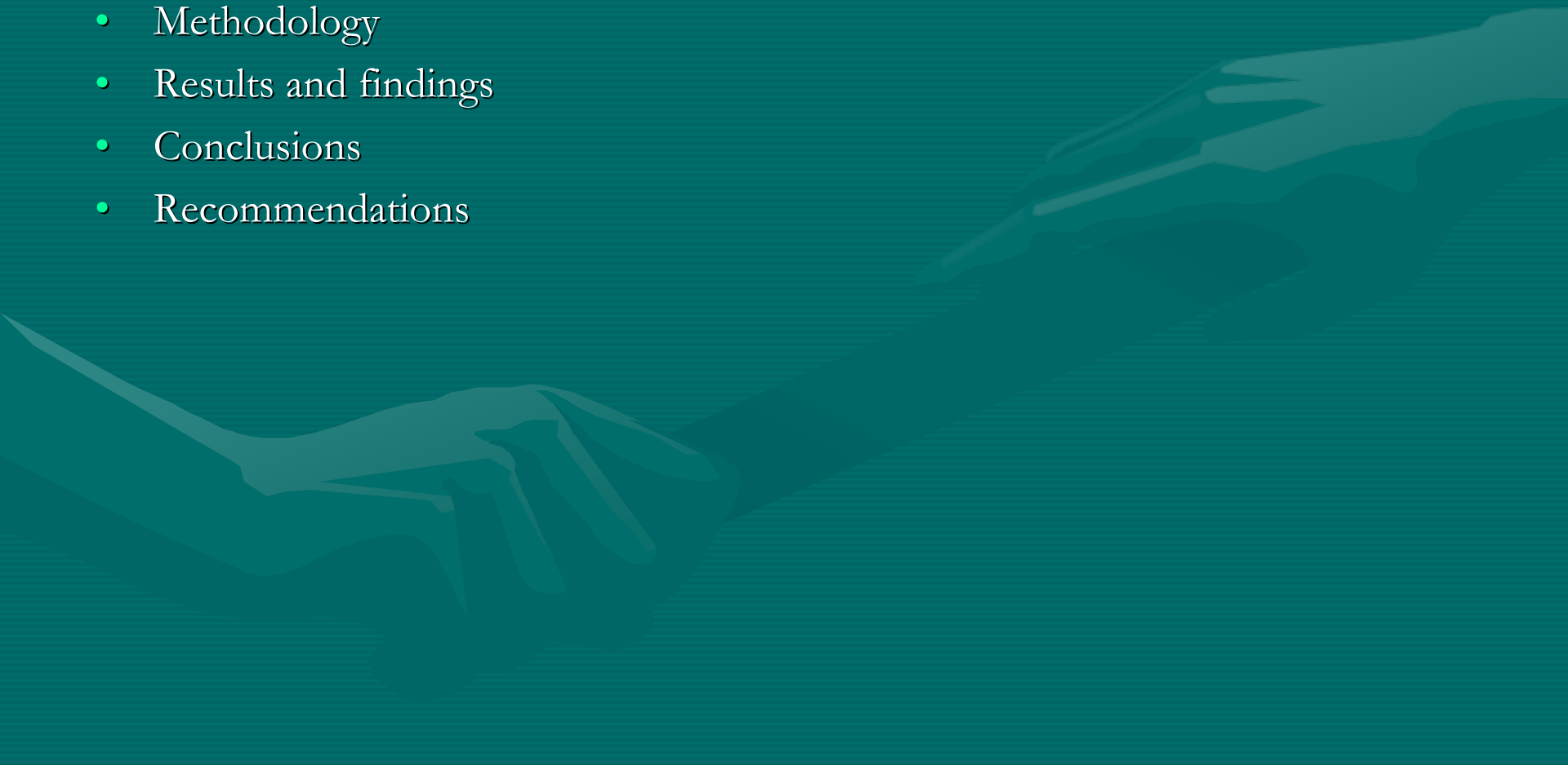
International Conference on Sustainable Sanitation- Eco-Cities and  
Villages

August 26-31,2007 Dongsheng, China

Authors Z. Hoko, N. Nesseni, B. Dzvairo, R. Kwaramba

# Presentation outline

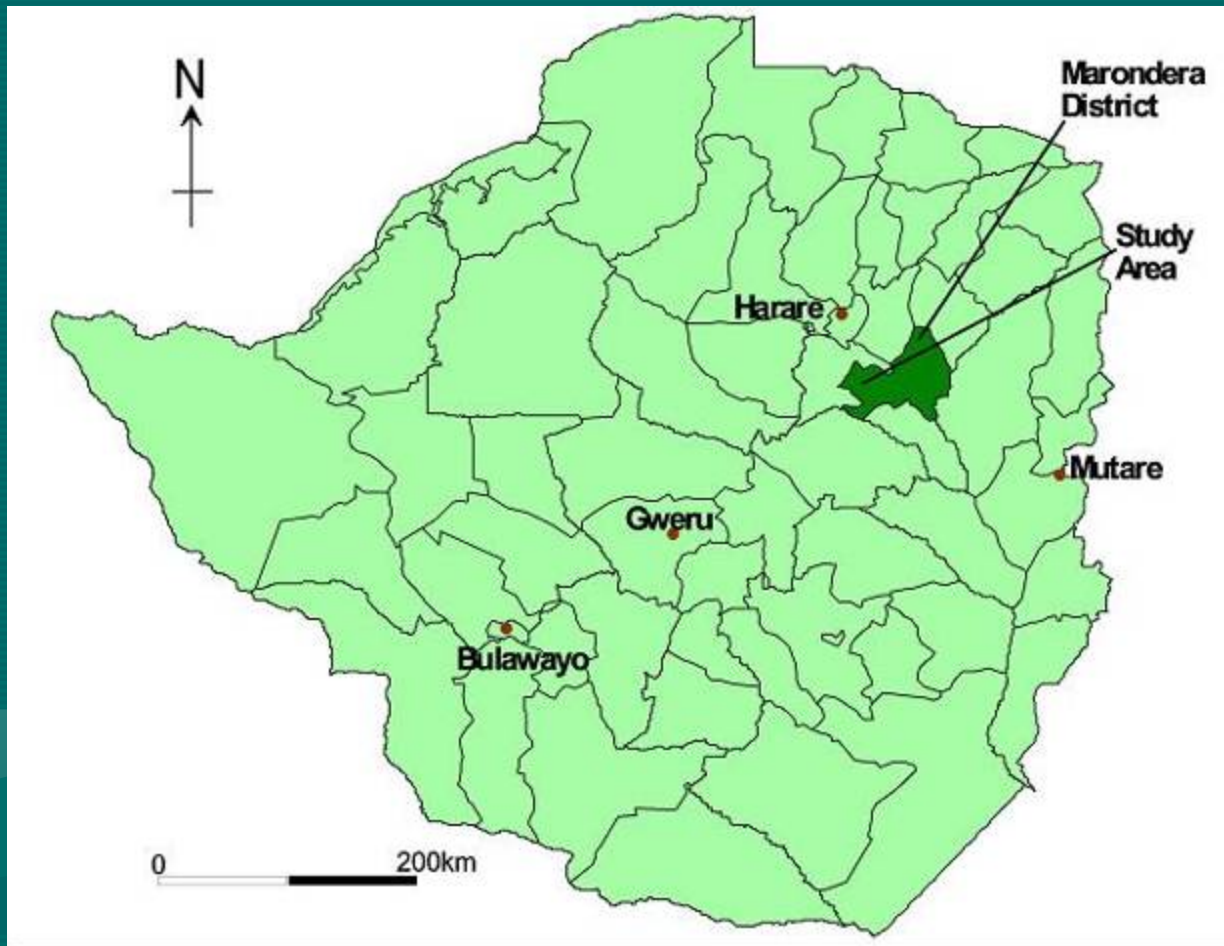
- Problem statement
- Study area
- Demographics
- Methodology
- Results and findings
- Conclusions
- Recommendations



# Problem statement

- New innovation introduced since 1999
- Lots of misconceptions, myths associated
- A lot of questions on health, gender and comfort eg
- Does ecosan increase the risk of disease transmission?
- Is ecosan increasing the burden load for women and children ?

# Study Area



**MARONDERA DISTRICT IN ZIMBABWE SOUTHERN AFRICA**

# Demographics


- Focussed in 2 wards out of a total of 15.
- 80% ecosan coverage exist in one ward and 3% in the other
- Population: ward 12 had 5 947 while ward 14 had 6 414 in 2002.
- Average population per homestead in the district was 4.3 people.
- High water table area up to 2m

## Results and findings

Roles and responsibilities	Male	Female	Anyone
Systems Installation	50%	39%	11%
Urine removal	41%	34%	25%
Faecal Matter removal	45%	31%	24%
Field application	43%	36%	21%
Cleaning facilities	3%	83%	11%

Of interest 97% of ecosan households would recommend the facility to others while only 47% of non ecosan households would recommend their facility to others 53% of non ecosan household said they would never recommend anyone to have the same facility as theirs

# Methodology

- Structured questionnaire surveys
  - Field observations
  - Focus group discussion (FGD)
  - Participatory Evaluation Process (PEP)
- 

## Perceived Health Risk Potential

Toilet System	Higher	Lower	Same	Not Sure
Blair	45%	21%	14%	20%
Ecosan	13%	80%	3	4%

These health risks are only as perceived by respondents and are not real or proved by scientific research

A high level of hygiene awareness exist with 93% of households prepared to clean both the Blair and ecosan toilets and a minute 7% said not prepared to do so.



## Degree of comfort

System	High	Low	Same	Not sure
Blair toilet	27%	20%	7%	46%
Eco-san	50%	9%	5%	36%
Blair(odour)	87%	13%	0	0
Ecosan (odour)	24%	76%	0	0

A large % of people not sure of the degree of comfort of any system might be to the fact they might not have had the opportunity of owning any of the systems before and did not have any basis for comparison

## Perceived health during Menstruation

Toilet System	Higher	No risk	Not sure
Ecosan (URIDEV)	7%	36%	36%
Blair (BVIP)	28%	50%	43%

60% of blair toilet users continue to use their toilet during menstruation while only 40% of ecosan users continue to use their toilets during menstruation showing a higher higher use gap in ecosan than in the blair toilet. Concern has been raised about the environmental health implications of 60% the ecosan users who do not use the facility during menstruation

# Photo 2 People applying humanure into the field



# Photo People removing nutrients from Uridive toilet





# Photo Uridiv and Blair toilets in use in Marondera



# Photo People applying urine to a maize crop



# Conclusions

- Some gender equity exist in the roles and responsibilities in ecosan practice
- Degree of comfort is higher in ecosan toilet use than in the blair toilets
- Some women faces challenges in using urine diversion toilets
- More people complained of odour problems (87%) for non-ecosan homesteads as compared to respondents from ecosan homesteads (24%).



# Recommendations

- A package of feedback loops that includes hygiene education, operation and maintenance and pest control should be part of intervention accompanying both new and established ecological sanitation projects





THANK YOU VERY MUCH FOR  
YOUR ATTENTION

